

Computational Intelligence

Unit # 7

Artificial Intelligence Lab - IBA

Fall' 2014

1

Acknowledgement

- The slides of this lecture have been taken from the lecture slides of "CSE659 – Computational Intelligence" by Dr. Sajjad Haider.

Artificial Intelligence Lab - IBA

Fall' 2014

2

Artificial Neural Networks

Artificial Intelligence Lab - IBA

Fall' 2014

3

Human Brain

- The human brain has an estimated 10^{11} tiny units called neurons (100 of billions).
- These neurons are connected with an estimated 10^{15} links.
- Although more research needs to be done, the neural network of the brain is considered to be the fundamental functional source of intelligence, which includes perception, cognition, and learning for humans as well as other living creatures.



Artificial Intelligence Lab - IBA

Fall' 2014

4

How Our Brain Works?

- While neural networks are modeled after our understanding of the way in which our brain works, surprisingly little is known about how our brains actually function.
- Through various types of inspection, we can see our brain in operation, but because of the massive number of neurons and interconnections between these neurons, how it works remains a mystery (though many theories exist).



Artificial Intelligence Lab - IBA

Fall' 2014

5

Artificial Neural Networks

- Neural networks are biologically motivated computing structures that are conceptually modeled after the brain.
- Similar to the brain, a neural network is composed of artificial neurons (or units) and interconnections.
- When we view such a network as a graph, neurons can be represented as nodes (or vertices), and interconnections as edges.
- The basic element of the brain is a natural neuron; similarly, the basic element of every neural network is an artificial neuron, or simply **neuron**. That is, a neuron is the basic building block for all types of neural networks.

Artificial Intelligence Lab - IBA

Fall' 2014

6

Multilayer Feed-Forward Networks

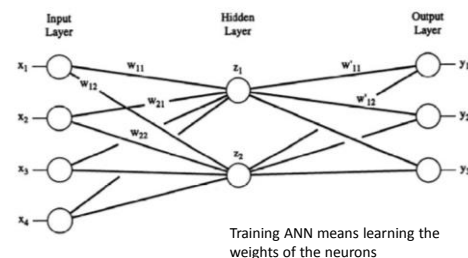
- Multilayer feed-forward networks are one of the most important and most popular classes of ANNs in real-world applications.
- They are commonly referred to as multilayer perceptrons, which represent a generalization of the simple perceptron.

Artificial Intelligence Lab - IBA

Fall' 2014

7

Architecture

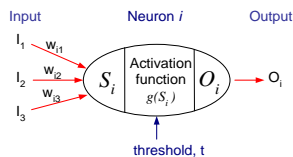


Artificial Intelligence Lab - IBA

Fall' 2014

8

Neuron



Characteristics of MLP

- A multilayer perceptron has three distinctive characteristics
 - The model of each neuron in the network includes usually a nonlinear activation function, sigmoid or hyperbolic.
 - The network contains one or more layer of hidden neurons that are not a part of the input or output of the network. These hidden nodes enable the network to learn complex and highly nonlinear tasks by extracting progressively more meaningful features from the input patterns.
 - The network exhibits a high degree of connectivity from one layer to the next one.

Weights on the Link

- All the neurons in the input layer are connected to all the neurons in the hidden layer through the edges.
- Similarly, all the neurons in the hidden layer are connected to all the neurons in the output layer through the edges.
- A **weight** is associated with each edge.

Backpropagation

- Although many neural network models have been proposed, the backpropagation is the most widely used model in terms of practical applications.
- No statistical surveys have been conducted, but probably over 90% of commercial and industrial applications of neural networks use backpropagation or its derivatives [Source: *Fundamental of the New Artificial Intelligence, 2008*].

Input Format

- The input to individual neural network nodes should be numeric and fall in the closed interval range $[0,1]$.
- We need a way to numerically represent categorical data.
 - Attribute Color: {Red, Green, Blue, Yellow}
- We also need a conversion method for numerical data falling outside the $[0,1]$ range.
 - Values: 100, 200, 300, 400

Artificial Intelligence Lab - IBA

Fall' 2014

13

Output Format

- The nodes of the input layer pass input attribute values to the hidden layer unchanged.
- A hidden or output layer node takes input from the connected nodes of the previous layer, combines the previous layer node values into a single value, and uses the new value as input to an evaluation function.
- The output of the evaluation function is a number in the closed interval $[0, 1]$.

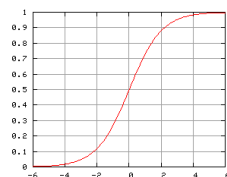
Artificial Intelligence Lab - IBA

Fall' 2014

14

Sigmoid Function

- The first criterion of an evaluation function is that the function must output values in the $[0, 1]$ interval range.
- A second criterion is that the function should output a value close to 1 when sufficiently excited.
- The sigmoid function meets both criterion and is often used for node evaluation.
 - $f(x) = 1 / (1 + e^{-x})$



Artificial Intelligence Lab - IBA

Fall' 2014

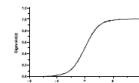
15

Transfer Functions

Sigmoid Functions These are smooth (differentiable) and monotonically increasing.

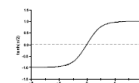
The logistic function

$$\text{Sigmoid}(x) = \frac{1}{1 + e^{-x}}$$



Hyperbolic tangent

$$\tanh\left(\frac{x}{2}\right) = \frac{1 - e^{-x}}{1 + e^{-x}}$$

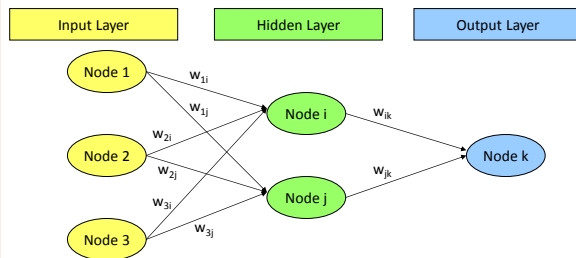


Artificial Intelligence Lab - IBA

Fall' 2014

16

A Fully Connected Feed-Forward Network



Artificial Intelligence Lab - IBA

Fall' 2014

17

Explanation of the Backpropagation Algorithm

 $w_{1i}=0.20, w_{1j}=0.10, w_{2i}=0.30, w_{2j}=-0.10, w_{3i}=-0.10, w_{3j}=0.20, w_{ik}=0.10, w_{jk}=0.50, T=0.95$

- Input = {1.0, 0.4, 0.7}
- Input to node i = $0.2 \times 1.0 + 0.3 \times 0.4 - 0.1 \times 0.7 = 0.25$
- Now apply the sigmoid function: $f(0.25) = 0.562$
- Input to node j = ?
- Input to node k = ?
- Error(k) = $(T - O_k) O_k (1 - O_k)$
 - T = the target output
 - O_k = the computed output at node k
- Error(k) = ?

Artificial Intelligence Lab - IBA

Fall' 2014

18

Explanation of the Backpropagation Algorithm

 $w_{1i}=0.20, w_{1j}=0.10, w_{2i}=0.30, w_{2j}=-0.10, w_{3i}=-0.10, w_{3j}=0.20, w_{ik}=0.10, w_{jk}=0.50$

- Error(i) = Error(k) $w_{ik} O_i (1 - O_i)$
= ?
- Error(j) = ?
- The next step is to update the weights associated with the individual node connections.
- Weight adjustments are made using the delta rule
 - To minimize the sum of the square errors, where error is defined as the distance between computed and actual output

Artificial Intelligence Lab - IBA

Fall' 2014

19

Explanation of the Backpropagation Algorithm

 $w_{1i}=0.20, w_{1j}=0.10, w_{2i}=0.30, w_{2j}=-0.10, w_{3i}=-0.10, w_{3j}=0.20, w_{ik}=0.10, w_{jk}=0.50$

- $w_{ik} = w_{ik} \text{ (current)} + \Delta w_{ik}$
- $\Delta w_{ik} = r \times \text{Error}(k) \times O_i$
 - where r is learning rate parameter, $0 < r < 1$
- Compute: $\Delta w_{jk} \Delta w_{1i} \Delta w_{2i} \Delta w_{3i}$

Artificial Intelligence Lab - IBA

Fall' 2014

20

Supervised Learning

- When we view the neural network macroscopically as a black box, it learns mapping from the input vectors to the target vectors.
- Microscopically it learns by adjusting its weights.
- We assume that there is a teacher who knows and tells the neural network what are correct input-to-output mapping.
- The backpropagation model is called a **supervised learning method** for this reason, i.e., it learns under supervision.
- It cannot learn without being given correct sample patterns.

Outline of the Learning Process

- Outer loop.
 - Repeat the following until the neural network can consecutively map all patterns correctly.
- Inner loop.
 - For each pattern, repeat the following Steps 1 to 3 until the output vector y is equal (or close enough) to the target vector t for the given input vector x .

Outline of the Learning Process (Cont'd)

- Inner Loop (Cont'd)
 - Step 1. Input x to the neural network.
 - Step 2. Feedforward. Go through the neural network, from the input to hidden layers, then from the hidden to output layers, and get output vector y .
 - Step 3. Backward propagation of error corrections. Compare y with t . If y is equal or close enough to t , then go back to the beginning of the Outer loop. Otherwise, backpropagate through the neural network and adjust the weights so that the next y is closer to t , then go back to the beginning of the Inner loop.
- In the above, each Outer loop iteration is called an **epoch**. An epoch is one cycle through the entire set of patterns under consideration.

Number of Neurons in Each Layer

- The number of neurons in the input and output layers are usually determined from a specific application problem.
- For example, for a written character recognition problem, each character is plotted on a two-dimensional grid of 100 points.
- The number of input neurons would then be 100.
- For the hidden layer(s), there are no definite numbers to be computed from a problem. Often, the trial-and-error method is used to find a good number.

Neural Network Learning

- A neural network learns patterns by adjusting its weights.
- Note that "patterns" here should be interpreted in a very broad sense. They can be visual patterns such as two-dimensional characters and pictures, as well as other patterns which may represent information in physical, chemical, biological, or management problems.
- To predict the performance of a particular stock in the stock market, the abscissa may represent various parameters of the stock (such as the price of the stock the day before, and so on), and the ordinate, values of these parameters.

Artificial Intelligence Lab - IBA

Fall' 2014

25

NN Learning Process

- A neural network is given correct pairs of (input pattern, target pattern). That is, (input pattern 1, target pattern 1), (input pattern 2, target pattern 2), and so forth, are given.
- The learning task of the neural network is to adjust the weights so that it can output the target pattern for each input pattern.

Artificial Intelligence Lab - IBA

Fall' 2014

26

Example of Learning Process

- Suppose, for example, that we have two sample patterns to train the neural network.
- We repeat the inner loop for Sample 1, and the neural network is then able to map the correct t after, say, 10 iterations.
- We then repeat the inner loop for Sample 2, and the neural network is then able to map the correct t after, say, 8 iterations.
- This is the end of the first epoch.
- The end of the first epoch is not usually the end of the algorithm or outer loop. After the training session for Sample 2, the neural network "forgets" part of what it learned for Sample 1.
- Therefore, the neural network has to be trained again for Sample 1.

Artificial Intelligence Lab - IBA

Fall' 2014

27

Example of Learning Process (Cont'd)

- But, the second round (epoch) training for Sample 1 should be shorter than the first round, since the neural network has not completely forgotten Sample 1.
- It may take only 4 iterations for the second epoch.
- We can then go to Sample 2 of the second epoch, which may take 3 iterations, and so forth.
- When the neural network gives correct outputs for both patterns with 0 iterations, we are done. This is why we say "consecutively map all patterns" in the first part of the algorithm.
- Typically, many epochs are required to train a neural network for a set of patterns.

Artificial Intelligence Lab - IBA

Fall' 2014

28

Alternate Ways of Learning

- There are alternate ways of performing iterations. One variation is to train Pattern 1 until it converges, then store its w_{ij} s in temporary storage without actually updating the weights.
- Repeat this process for Patterns 2, 3, and so on, for either several or the entire set of patterns.
- Then take the average of these weights for different patterns for updating.
- Another variation is that instead of performing the inner loop iterations until one pattern is learned, the patterns are given in a row, one iteration for each pattern.
- For example, one iteration of Steps 1, 2, and 3 are performed for Sample 1, then the next iteration is immediately performed for Sample 2, and so on.

Artificial Intelligence Lab - IBA

Fall' 2014

29

Pattern Recognition of Hand-Written Characters

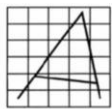
- When people hand-write characters, often the characters are off from the standard ideal pattern.
- The objective is to make the neural network learn and recognize these characters even if they are slightly deviated from the ideal pattern.

Artificial Intelligence Lab - IBA

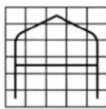
Fall' 2014

30

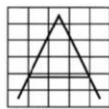
Pattern Recognition of Hand-Written Characters (Cont'd)



(a)



(b)



(c)

0	0	0	1	0
0	0	1	1	0
0	0	1	1	1
0	1	0	0	1
1	1	1	1	1
1	0	0	0	1

(d)

x_1	x_2	x_3	x_4	x_5
x_6	x_7	x_8	x_9	x_{10}
x_{11}	x_{12}	x_{13}	x_{14}	x_{15}
x_{16}	x_{17}	x_{18}	x_{19}	x_{20}
x_{21}	x_{22}	x_{23}	x_{24}	x_{25}
x_{26}	x_{27}	x_{28}	x_{29}	x_{30}

(e)

- (a) and (b): two sample input patterns;
- (c): a target pattern;
- (d) input vector x for
- Pattern (a);
- (e) layout for input vector x , output vector y (for y , replace x with y), and target vector t (for t , replace x with t);

Artificial Intelligence Lab - IBA

Fall' 2014

31

Problem Representation

- Each pattern in this example is represented by a two-dimensional grid of 6 rows and 5 columns.
- We convert this two-dimensional representation to one-dimensional by assigning the top row squares to x_1 to x_5 , the second row squares to x_6 to x_{10} , etc., as shown in Fig. (e).
- Since x_i ranges from $i = 1$ to 30, we have 30 input layer neurons.
- Similarly, since y_i also ranges from $i = 1$ to 30, we have 30 output layer neurons.
- In this example, the number of neurons in the input and output layers is the same, but generally their numbers can be different.
- We may arbitrarily choose the number of hidden layer neurons as 15.

Artificial Intelligence Lab - IBA

Fall' 2014

32

Weights Initialization

- After designing the architecture, we initialize all the weights associated with edges randomly, say, between -0.5 and 0.5.
- Then we perform the training algorithm until both patterns are correctly recognized.
- In this example, each y_i may have a value between 0 and 1. 0 means a complete blank square, 1 means a complete black square, and a value between 0 and 1 means a "between" value: gray.
- Normally we set up a threshold value, and a value within this threshold value is considered to be close enough. For example, a value of y_i anywhere between 0.95 and 1.0 may be considered to be close enough to 1; a value of y_i anywhere between 0.0 and 0.05 may be considered to be close enough to 0.

Artificial Intelligence Lab - IBA

Fall' 2014

33

Learned Neural Network

- After completing the training sessions for the two sample patterns, we might have a surprise.
- The trained neural network gives correct answers not only for the sample data, but also it may give correct answers for totally new similar patterns.
- In other words, the neural network has robustness for identifying data.
- This is indeed a major goal of the training - a neural network can generalize the characteristics associated with the training examples and recognize similar patterns it has never been given before.

Artificial Intelligence Lab - IBA

Fall' 2014

34

Learned Neural Network (Cont'd)

- We can further extend this example to include more samples of character "A," as well as to include additional characters such as "B," "C," and so on.
- However, a word of caution for such extensions in general: training of a neural network for many patterns is not a trivial matter, and it may take a long time before completion. Even worse, it may never converge to completion.
- It is not uncommon that training a neural network for a practical application requires hours, days, or even weeks of continuous running of a computer.
- Once it is successful, even if it takes a month of continuous training, it can be copied to other systems easily and the benefit can be significant.

Artificial Intelligence Lab - IBA

Fall' 2014

35

Number of Neurons in Hidden Layer

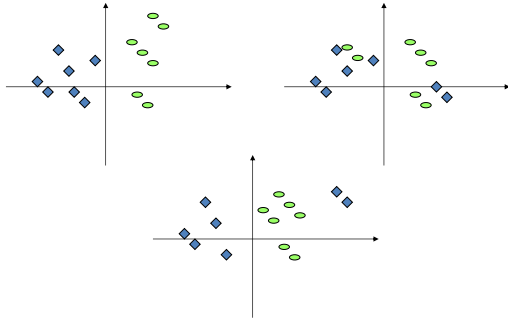
- The number of neurons in the input and output layers is determined from the problem description.
- However, there is no formula for the number of hidden layers, so we have to find it from our experiment. As a gross approximation, we may start with about half as many hidden layer neurons as we have input layer neurons.
- When we choose too few hidden layer neurons, the computation time for each iteration will be short since the number of weights to be adjusted is small.
- On the other hand, the number of iterations before convergence may take a long time since there is not much freedom or flexibility for adjusting the weights to learn the required mapping. Even worse, the neural network may not be able to learn certain patterns at all.
- On the other hand, if we choose too many hidden layer neurons, the situation would be the opposite of too few. That is, the potential learning capability is high, but each iteration as well as the entire algorithm may be time-consuming since there are many weights to be adjusted.

Artificial Intelligence Lab - IBA

Fall' 2014

36

Linearly Separable Data

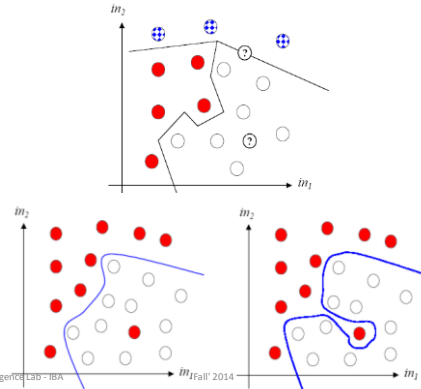


Artificial Intelligence Lab - IBA

Fall' 2014

37

Decision Boundaries



Artificial Intelligence Lab - IBA

Fall' 2014

38

Order of Training Patterns

- training patterns and subsequent weight modifications can be arranged in different sequences.
- For example, we can give the network a single pattern at a time until it is learned, update the weights, then go to the next pattern.
- Or we can temporarily store the new weights for several or all patterns for an epoch, then take the average for the weight adjustment.
- These approaches and others often result in different learning speeds.
- We can experiment with different approaches until we find a good one.
- Another approach is to temporarily drop input patterns that yield small errors, i.e., easy patterns for the neural network for learning.
- Concentrate on hard patterns first, then come back to the easy ones after the hard patterns have been learned.

Artificial Intelligence Lab - IBA

Fall' 2014

39

Weakness

- The biggest criticism of neural networks is that they lack the ability to explain their behavior.
- The algorithm is not guaranteed to converge to an optimal solution.
 - Manipulation of various learning parameter
- Neural networks can easily be over trained to the point of working well on the training data but poorly on test data.
 - Division of data into training and testing sets.

Artificial Intelligence Lab - IBA

Fall' 2014

40